

# Disney MOANA

NOVEMBER 23

IN 3D AND REAL D 3D

## MAKE A HEXAFLEXAGON!

MAUI IS A TRICKSTER AND CAN TRANSFORM INTO MANY DIFFERENT CREATURES. FLIP THE HEXAFLEXAGON INTO ITSELF TO REVEAL THE DIFFERENT FORMS MAUI TAKES. TO MAKE THE HEXAFLEXAGON, CUT OUT THE THE PIECES FROM THE FOLLOWING PAGES AND ASSEMBLE IT AS SHOWN.




### STEP 1

CUT OUT THE SMALL TEMPLATE, OR CUT OUT AND JOIN THE 3 PIECES TO MAKE THE BIG ONE. THEN, FOLD IT DOWN THE MIDDLE ALONG THE RED LINE



### STEP 2

WITH 'G1' FACING UP, FOLD FORWARD ON EACH OF THESE RED LINES IN TURN



### STEP 3

YOU SHOULD END UP WITH SHAPE THAT LOOKS LIKE THIS...



### STEP 4

WITH THE 'BACK' FACING YOU, FOLD ALONG THIS LINE, FOLDING SIDE 'A' BEHIND SIDE 'B'




SO IT LOOKS LIKE THIS...



### STEP 5

FOLD ALONG THIS LINE, FOLDING SIDE 'B' OVER SIDE 'A'



SO IT LOOKS LIKE THIS...

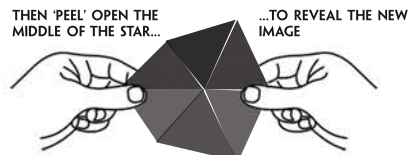
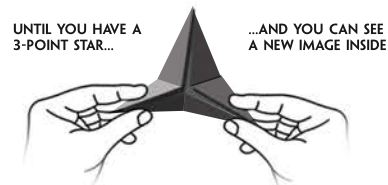
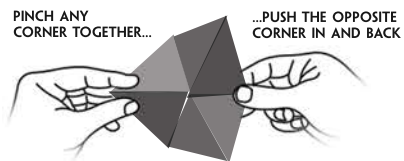


### STEP 6

BRING 'G1' OUT FROM BEHIND SO IT SITS IN FRONT, THEN FOLD AND STICK 'G2' ON TO 'G1'



### HOW TO USE IT





BIG TEMPLATE

**PART 'A'**

CAREFULLY CUT OUT ALONG THE DOTTED LINE



BIG TEMPLATE

# PART 'B'

CAREFULLY CUT OUT ALONG THE DOTTED LINE



BIG TEMPLATE  
**PART 'C'**  
CAREFULLY CUT OUT ALONG THE DOTTED LINE



**SMALL TEMPLATE**  
**CAREFULLY CUT OUT ALONG THE DOTTED LINE**